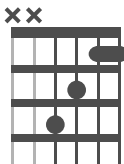
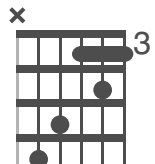
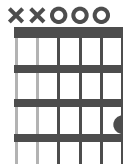


The Beatles - Something

6 String Guitar Tuning: EADGBE

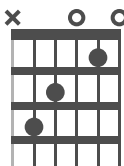
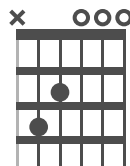
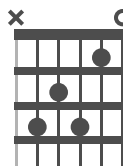
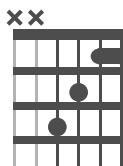
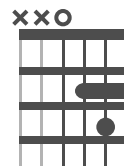
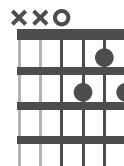
Intro - Chords

1

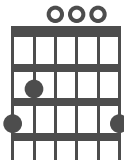
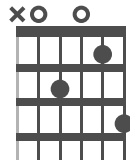
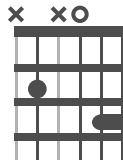
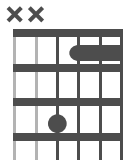
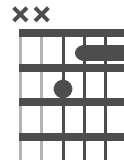
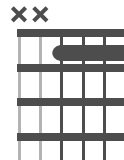
 F	 E \flat	 G / D
--	--	--

Verse

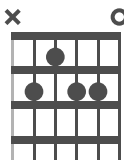
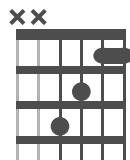
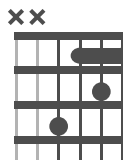
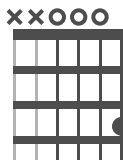
4

 C	 C maj7	 C 7	 F	 D	 D 7
--	---	--	--	--	--

10

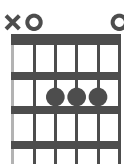
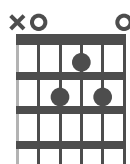

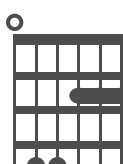
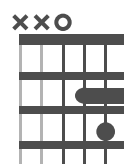
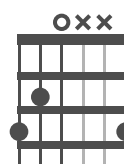
 G	 A m7	 G / B	 A m	 A mmaj7 / G \sharp	 C 6 / G
---	--	---	---	--	---

16

 D 9	 F	 E \flat / G	 G / D
--	--	--	--

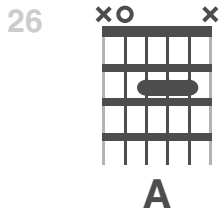
Chorus

20

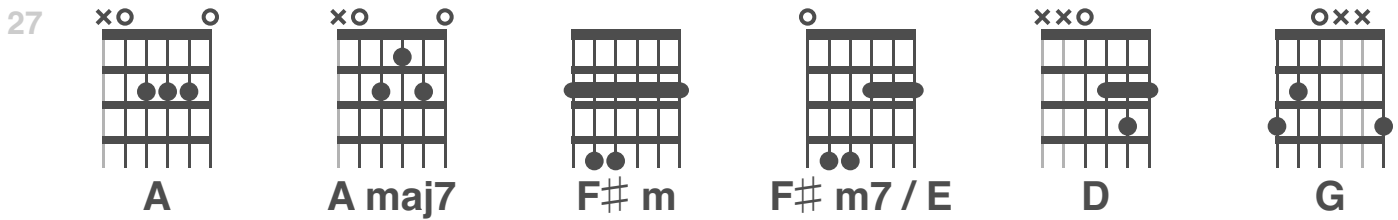
 A	 A maj7	 F \sharp m	 F \sharp m7 / E	 D	 G
--	---	---	--	--	--

The Beatles - Something

6 String Guitar Tuning: EADGBE



At this point you play chromatic run A - G# - G - F# - F - E - Then back into second half of chorus.



At this point we play the second run, which leads into the guitar solo. This starts on the 5th string 3rd fret, then second fret, then open. Then we move on to the 6th string 3rd fret. Then move to the 4th string 2nd fret and then open 4th string. Then the guitar solo is played over the verse